

NOCCHI SCM 4 HF 400

ELECTRIC SUBMERSIBLE MULTI-STAGE CENTRIFUGAL PUMP - 4" COMPLETE WITH MOTOR

CONSTRUCTED TO OFFER DURABLE SERVICE, EFFICIENT AND RELIABLE PERFORMANCE, HIGH FLOW RATE

SCM 4 HF 400 high flow rate submersible pumps comprise multi-stage hydraulics coupled directly to a submersible motor. Ideal for lifting from deep wells, with \varnothing 4" (100 mm).

APPLICATIONS

- Lifting from bore hole wells.
- Automatic garden irrigation systems.
- Gravity irrigation for agricultural use.
- Drinking water aqueducts.
- Lifting and supply of storage deposits or pressure autoclaves, for civil and industrial systems.

APPLICATION DATA

- Type of liquid: clean, non aggressive, non explosive, free of solid bodies.
- Maximum liquid temperature: 35°C.
- Max. hourly start-ups: 30.
- Motor protection with thermal cut-out to be fitted by user.

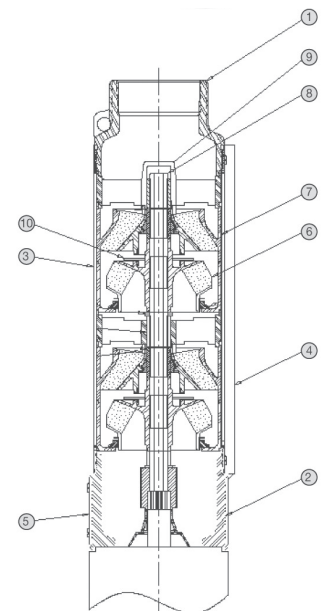
MOTOR

- Submerged motor of 4".
- Stator sealed and set in special resin.
- Thrust bearings and bushings, water-cooled.
- Removable power cable, approx. 1.75 m.
- Non-polluting water cooling.
- NEMA 4" flange.
- Protection rating IP 68.
- Insulation class B.
- Rotation speed 2850 rpm.
- Special mechanical gasket with sand-proof protection.
- Pressure compensation diaphragm.
- Supplied without capacitor (single phase version).
- Suitable for continuous duty.
- Electrical control panel available.
- On request.



TABLE OF MATERIALS

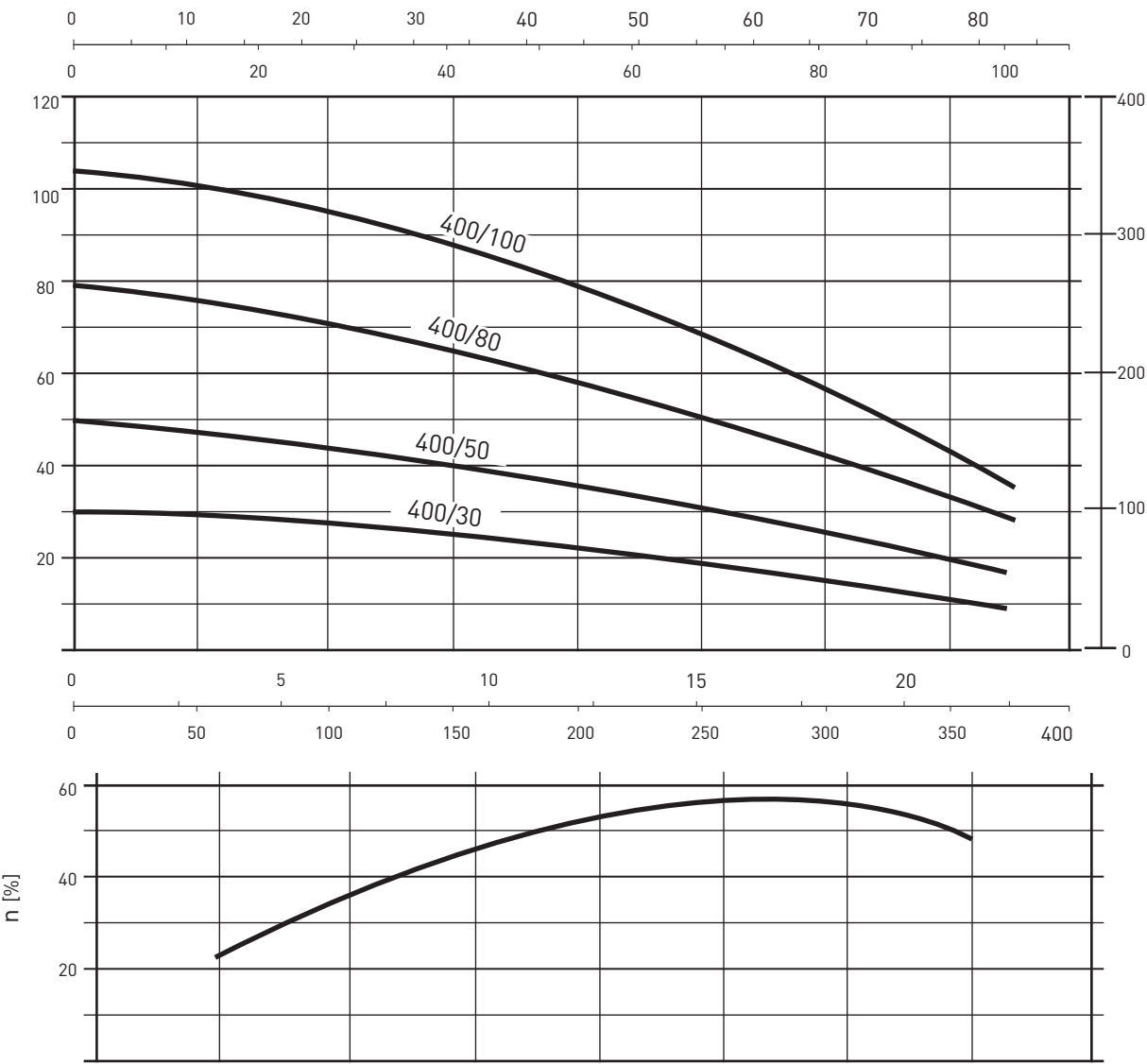
Component		Material
1	Delivery port	Stainless steel series 300 - 2" BSP
2	Suction flange	Microcast stainless steel series 300
3	Pump body	Stainless steel series 300
4	Cable protection ducting	Stainless steel series 300
5	Filter	Stainless steel series 300
6	Impeller	Glass fiber charged polycarbonate
7	Diffuser	Glass fiber charged Noryl®
8	Motor shaft (hydraulic section)	Thrust ring inserted in each stage
9	Delivery bearing	Hexagonal in stainless steel series 300
10	Thrust bearing	Acetal resin
		Phenolic



NOCCHI SCM 4 HF 400

ELECTRIC SUBMERSIBLE MULTI-STAGE CENTRIFUGAL PUMP - 4" COMPLETE WITH MOTOR

HYDRAULIC PERFORMANCE

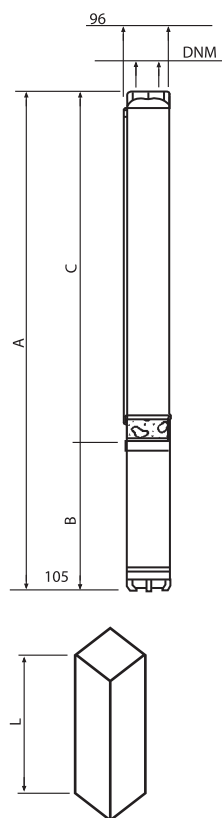


NOCCHI SCM 4 HF 400

ELECTRIC SUBMERSIBLE MULTI-STAGE CENTRIFUGAL PUMP - 4" COMPLETE WITH MOTOR

PERFORMANCE TABLE

MODEL	Power Motor (P2)		VOLT	In (A)	μF	Stages	Q	L/ min	100	150	200	250	300	350
	HP	kW						m³/h	6	9	12	15	15	21
SCM4HF 400/30 M	2	1.5	1 ~ 230 V	10.2	50	7	m.c.a. / m.w.c.		27.4	25	22.2	19.5	15.5	
SCM4HF 400/30 T			3 ~ 400 V	4										
SCM4HF 400/50 T	3	2.2	3 ~ 400 V	5.6		11		43	39.2	35.5	31.1	25.1	19.2	
SCM4HF 400/80 T	5.5	4	3 ~ 400 V	10.1		18		71	65	57.7	50.3	42.2	32.6	
SCM4HF 400/100 T	7.5	5.5	3 ~ 400 V	13.6		23		96.3	88.8	80	69.6	57.7	43	



OVERALL DIMENSIONS AND WEIGHTS

MODEL	Dimensions (mm)				Weight (kg)		
	A Length total	B Length motor	C Length pump	DNM	total kg	motor kg	pump kg
SCM4HF 400/30 M	1050	375	675	2"	1120	21.5	7
SCM4HF 400/30 T	1015	340	675		1120	19	7
SCM4HF 400/50 T	1055	375	680		1120	21.5	8
SCM4HF 400/80 T	1635	555	1080		2590	33	9
SCM4HF 400/100 T	2235	675	1560		2590	39.4	10